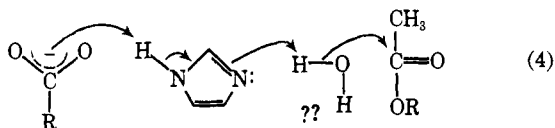


tions either as a nucleophile or as a general base with water as nucleophile (eq 4). The question of water



involvement has been investigated but a clear answer is not yet possible.

Enzymatic active sites may resemble dipolar aprotic solvents such as acetonitrile with small amounts of water present. The amide structure of the peptide backbone is certainly dipolar and crystallography has demonstrated variable amounts of water in active sites. Consequently, the medium we have studied appears to be a plausible model for the effective medium of an active site. It is striking that k_2' is predominant in this medium at $[\text{C}_6\text{H}_5\text{CO}_2^-]$ approximately $4 \times 10^{-3} \text{ M}$ and $[\text{IM}]$ approximately 0.1 M and that catalysis by benzoate ions and imidazole is much more effective than benzoate ion alone or imidazole alone. Therefore, catalysis by carboxylate ion and imidazole is a very powerful mode of catalysis even in the absence of the binding, orientation, and proximity effects which are important in enzymatic catalysis.

The effectiveness of this mode of catalysis also has important implications for biochemical evolution. The evolution of proteins as biological catalysts imposes certain limitations on the solvent properties of active sites. To the extent that it is true that active sites must resemble the medium we have investigated, the proton relay mechanism (eq 4) appears to be a particularly effective catalytic mechanism that would have been readily selected in the course of evolution when carboxylate, imidazole, and hydroxyl groups were available as functional groups of proteins.

Gun Wallerberg, Joshua Boger, Paul Haake*

Hall-Atwater Laboratory of Chemistry
Wesleyan University, Middletown, Connecticut 06457

Received July 24, 1971

Formation and Oxidative Addition Reactions of Five-Coordinate Iridium(I) Complexes

Sir:

While oxidative addition reactions of covalent molecules such as H_2 to low-spin d^8 complexes (notably to iridium(I) complexes of the type $\text{Ir}(\text{CO})\text{L}_2\text{X}$, where L = phosphine or arsine and X = halide) have received considerable attention,¹⁻⁵ the reactivity patterns associated with variation of the ligands in such complexes are not yet well understood. Such ligand variations (as well as related variations in ligand concentrations and solvent properties) are especially significant when they are accompanied by changes in the coordination number of the d^8 complex from four to five. We wish to communicate the results of studies which reveal some new effects of this type and which contribute to an understanding of them.

- (1) J. P. Collman, *Accounts Chem. Res.*, **1**, 136 (1968).
- (2) J. P. Collman and W. R. Roper, *Advan. Organometal. Chem.*, **7**, 53 (1968).
- (3) L. Vaska, *Accounts Chem. Res.*, **1**, 335 (1968).
- (4) P. B. Chock and J. Halpern, *J. Amer. Chem. Soc.*, **88**, 3511 (1966); *Proc. Int. Conf. Coord. Chem.*, 1966, **10**, 135 (1967).
- (5) J. Halpern, *Accounts Chem. Res.*, **3**, 386 (1970).

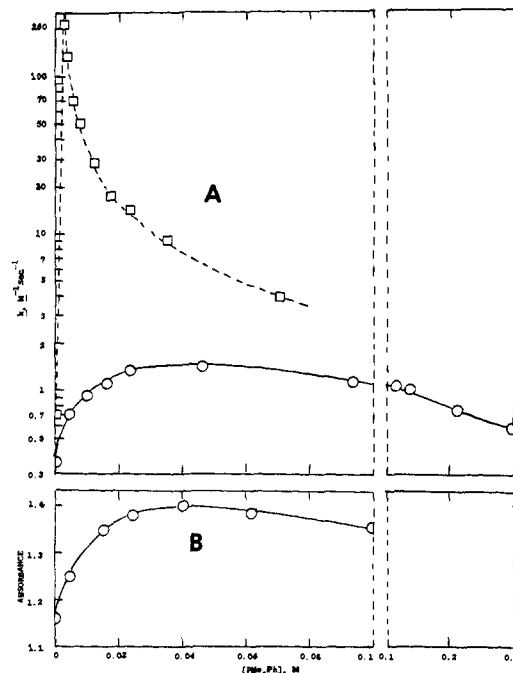
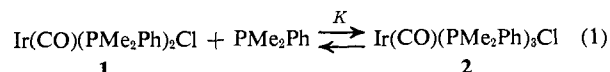


Figure 1. (A) Effect of excess PMe_2Ph on the rate of reaction of $\text{Ir}(\text{CO})(\text{PMe}_2\text{Ph})_2\text{Cl}$ with H_2 at 25° : \circ , in chlorobenzene; \square , in dimethylformamide. (B) Absorbance change at 362 nm accompanying the addition of PMe_2Ph to a $5.35 \times 10^{-4} \text{ M}$ solution of $\text{Ir}(\text{CO})(\text{PMe}_2\text{Ph})_2\text{Cl}$ in chlorobenzene.

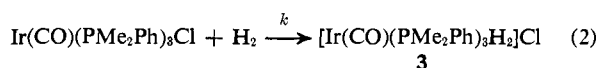
Contrary to the behavior of the well-known compound $\text{Ir}(\text{CO})(\text{PPh}_3)_2\text{Cl}$ ^{3,4} which, in solution, is unaffected by the addition of excess PPh_3 , we have found that the addition of low concentrations of excess PMe_2Ph (up to 0.04 M) to chlorobenzene solutions of the analogous complex $\text{Ir}(\text{CO})(\text{PMe}_2\text{Ph})_2\text{Cl}$ (1), leading to the formation of the five-coordinate complex, $\text{Ir}(\text{CO})(\text{PMe}_2\text{Ph})_3\text{Cl}$ (2).



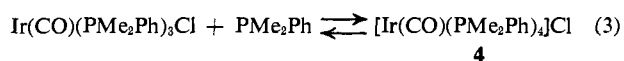
Evidence for this equilibrium is provided by the following observations: (1) the spectral changes accompanying the addition of up to 0.04 M PMe_2Ph , corresponding to the disappearance of the 377-nm band of 1 and to increases in absorbance at wavelengths below an isosbestic point at 365 nm and above another isosbestic at 394 nm; (2) the isolation from solutions containing excess PMe_2Ph of the pure solid compound $\text{Ir}(\text{CO})(\text{PMe}_2\text{Ph})_3\text{Cl}$ which has been fully characterized spectrally and by elemental analysis ($\nu_{\text{CO}} = 1885 \text{ vs. } 1960 \text{ cm}^{-1}$ for 1) and whose structure is now being determined by X-ray diffraction; (3) the increased rate of reaction with H_2 accompanying the addition of up to 0.04 M PMe_2Ph . The reaction with H_2 under these conditions yields the previously characterized complex,⁶ $\text{Ir}(\text{CO})(\text{PMe}_2\text{Ph})_3\text{H}_2^+$, in accord with eq 2. The spectral and reactivity changes, both depicted in Figure 1, parallel each other and quantitatively fit the equilibrium described by eq 1 yielding the values $2 \times 10^{-2} \text{ M}^{-1}$ for the equilibrium constant K and

- (6) A. J. Deeming and B. L. Shaw, *J. Chem. Soc. A*, 3356 (1970). The nmr and infrared spectra of our product solutions agree with those reported in this paper for $\text{Ir}(\text{CO})(\text{PMe}_2\text{Ph})_3\text{H}_2^+$.

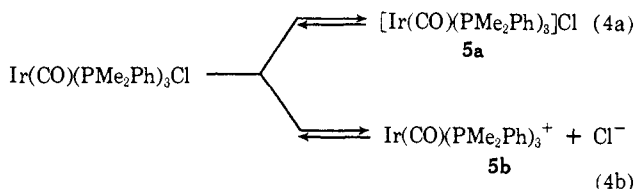
1.8 $M^{-1} \text{ sec}^{-1}$ for the apparent rate constant (k) of the reaction of **2** with H_2 (compared with 0.35 $M^{-1} \text{ sec}^{-1}$ for the corresponding reaction of **1** to form $\text{Ir}(\text{CO})(\text{PMe}_2\text{Ph})_2\text{ClH}_2$).⁷



Increasing the PMe_2Ph concentration above 0.04 M resulted in parallel decreases (also depicted in Figure 1) in the absorbance due to **2**, as well as in the reactivity toward H_2 . Both of these trends correspond to inverse dependencies on the PMe_2Ph concentration which are consistent with the coordination of another PMe_2Ph ligand, in accord with eq 3, to form the pentacoordinate complex, $\text{Ir}(\text{CO})(\text{PMe}_2\text{Ph})_4^+$ (**4**) (salts of which have previously been prepared and characterized),⁸ which apparently is unreactive toward H_2 .



The apparently enhanced reactivity of $\text{Ir}(\text{CO})(\text{PMe}_2\text{Ph})_3\text{Cl}$ toward H_2 [compared with that of $\text{Ir}(\text{CO})(\text{PMe}_2\text{Ph})_2\text{Cl}$] is somewhat surprising since five-coordinate d^8 complexes are usually considered to be intrinsically unreactive toward substrates such as H_2 and to oxidatively add such substrates through mechanisms involving prior dissociation to reactive four-coordinate derivatives.^{9,10} Accordingly, we are inclined to attribute the enhanced reactivity to a small amount of the highly reactive ionic species, $\text{Ir}(\text{CO})(\text{PMe}_2\text{Ph})_3^+$, presumably present as undissociated ion pairs, $[\text{Ir}(\text{CO})(\text{PMe}_2\text{Ph})_3]\text{Cl}$ (compositionally identical with, and hence kinetically indistinguishable from, **1** with which they are in equilibrium through eq 4a) since dissociation into free ions (eq 4b) seems unlikely in a relatively nonpolar solvent such as chlorobenzene. Our failure to observe any inhibition due to a "common ion" effect when excess chloride was added as $[n\text{-Bu}_4\text{N}]\text{Cl}$ also argues against such dissociation.



A reasonable expectation based on the above interpretation is that, because of enhanced stabilization of the reactive ionic species **5a** and **5b**, the rate enhancement accompanying the addition of PMe_2Ph to **1** should be more pronounced and should occur at lower PMe_2Ph concentrations in more polar solvents. As shown in Figure 1, this expectation is fully borne out by a comparison of dimethylformamide (DMF) and chlorobenzene as solvents. Addition of excess PMe_2Ph to **1** in DMF resulted in an increase in the rate constant for reaction with H_2 to a value of $>2 \times 10^2 M^{-1} \text{ sec}^{-1}$

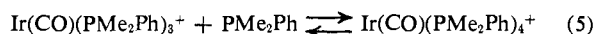
(7) We have confirmed that the second-order rate law, $-d[\text{H}_2]/dt = k[\text{Ir}^+][\text{H}_2]$, previously established for the reaction of H_2 with $\text{Ir}(\text{CO})(\text{PPh}_3)_2\text{Cl}$, applies also to these systems. The kinetic measurements were made by following the reactions spectrophotometrically. Typical initial concentrations were $1 \times 10^{-4} M \text{ Ir}^+$ and $2.5 \times 10^{-3} M \text{ H}_2$.

(8) A. J. Deeming and B. L. Shaw, *J. Chem. Soc. A*, 3356 (1970).

(9) J. F. Harrod and C. A. Smith, *Can. J. Chem.*, **48**, 870 (1970).

(10) M. J. Church, M. J. Mays, R. N. F. Simpson, and F. P. Stefanini, *J. Chem. Soc. A*, 2909 (1970), and references therein.

at ca. $2 \times 10^{-3} M \text{ PMe}_2\text{Ph}$, compared with a maximum value of 1.4 $M^{-1} \text{ sec}^{-1}$ at ca. $4 \times 10^{-2} M \text{ PMe}_2\text{Ph}$ in chlorobenzene. The decrease in reactivity at higher PMe_2Ph in DMF is attributable to the equilibrium depicted by eq 5, analogous to that proposed for chlorobenzene (eq 3), but involving instead the free (reactive) $\text{Ir}(\text{CO})(\text{PMe}_2\text{Ph})_3^+$ and (unreactive) $\text{Ir}(\text{CO})(\text{PMe}_2\text{Ph})_4^+$ ions. This is supported (i) by the observation that the behavior in this region was independent of the nature of the anion (*i.e.*, of whether $\text{Ir}(\text{CO})(\text{PMe}_2\text{Ph})_2\text{Cl}$ or $\text{Ir}(\text{CO})(\text{PMe}_2\text{Ph})_2\text{Br}$ was used) and unaffected by the addition of a foreign halide salt, *e.g.*, up to 0.1 M $[n\text{-Bu}_4\text{N}]\text{Br}$ and (ii) by previously reported evidence from conductivity measurements that addition of excess PMe_2Ph to $\text{Ir}(\text{CO})(\text{PMe}_2\text{Ph})_2\text{Cl}$ in ethanol-benzene (19:1, v/v) solution results in the formation of dissociated $\text{Ir}(\text{CO})\text{L}_4^+$ and Cl^- ions.¹¹ Since solvent effects for the oxidative addition of H_2 are typically small,¹² we are inclined to attribute the much higher rate enhancement observed in DMF, compared to chlorobenzene, to a higher concentration of the reactive species (**5a** and/or **5b**) (*i.e.*, to the fact that equilibrium 4b lies farther to the right in DMF than does equilibrium 4a in chlorobenzene) rather than to an intrinsically higher reactivity.



Acknowledgment. Support of this work by the National Science Foundation and by the Advanced Research Products Agency is gratefully acknowledged.

(11) A. J. Deeming and B. L. Shaw, *ibid.*, 2705 (1970).

(12) The rate constant for reaction of $\text{Ir}(\text{CO})(\text{PMe}_2\text{Ph})_2\text{Cl}$ with H_2 (in the absence of added PMe_2Ph) increases by only a factor of two (from 0.36 to 0.68 $M^{-1} \text{ sec}^{-1}$) in going from chlorobenzene to DMF. Comparably small solvent effects have been found for reactions of H_2 with $\text{Ir}(\text{CO})(\text{PPh}_3)_2\text{Cl}$ and with other Ir^I complexes.⁴

Jia-Yong Chen, Jack Halpern*

Department of Chemistry, The University of Chicago
Chicago, Illinois 60637

Received July 27, 1971

Effect of a Single Thymine Photodimer on the Oligodeoxythymidylate-Polydeoxyadenylate Interaction¹

Sir:

The presence of cyclobutyl-type pyrimidine dimers² in DNA produces local distortion of its secondary structure. Evidence for this includes lowering of melting temperature (T_m) and increased reactivity with formaldehyde resulting from uv irradiation of DNA.³ More specific evidence has been derived from detailed analysis⁴ of the action of the 5' → 3' exonuclease activity of *Escherichia coli* DNA polymerase in excision and repair of thymine photodimer regions in DNA. The postulated extent of hydrogen-bond disruption includes the photodimer, with its two opposing adenines in the complementary strand, and at least one

(1) This investigation was supported by the U. S. Atomic Energy Commission and by Research Grant No. GM 16547 from the National Institute of General Medical Sciences.

(2) R. Beukers and W. Berends, *Biochim. Biophys. Acta*, **41**, 550 (1960).

(3) J. Marmur, W. F. Anderson, L. Matthews, K. Berns, E. Gajewska, D. Lane, and P. Doty, *J. Cell. Comp. Physiol.*, **58**, Suppl. 1, 33 (1961).

(4) R. B. Kelly, M. R. Atkinson, J. A. Huberman, and A. Kornberg, *Nature (London)*, **224**, 495 (1969).